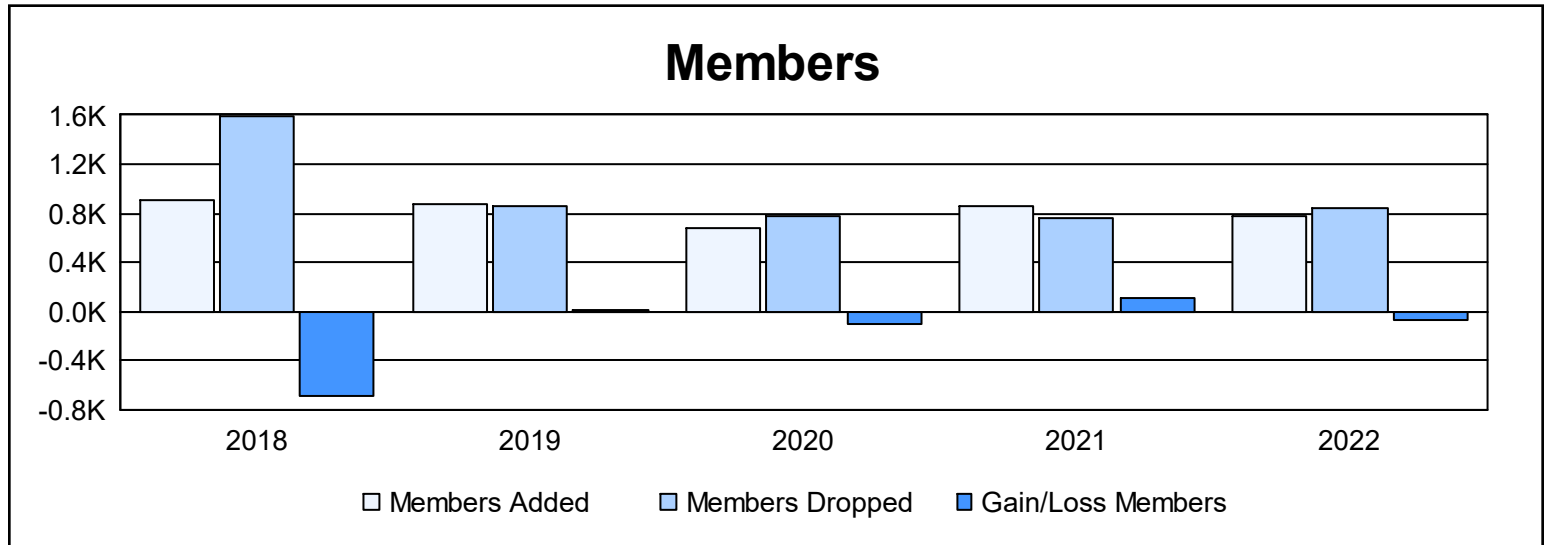
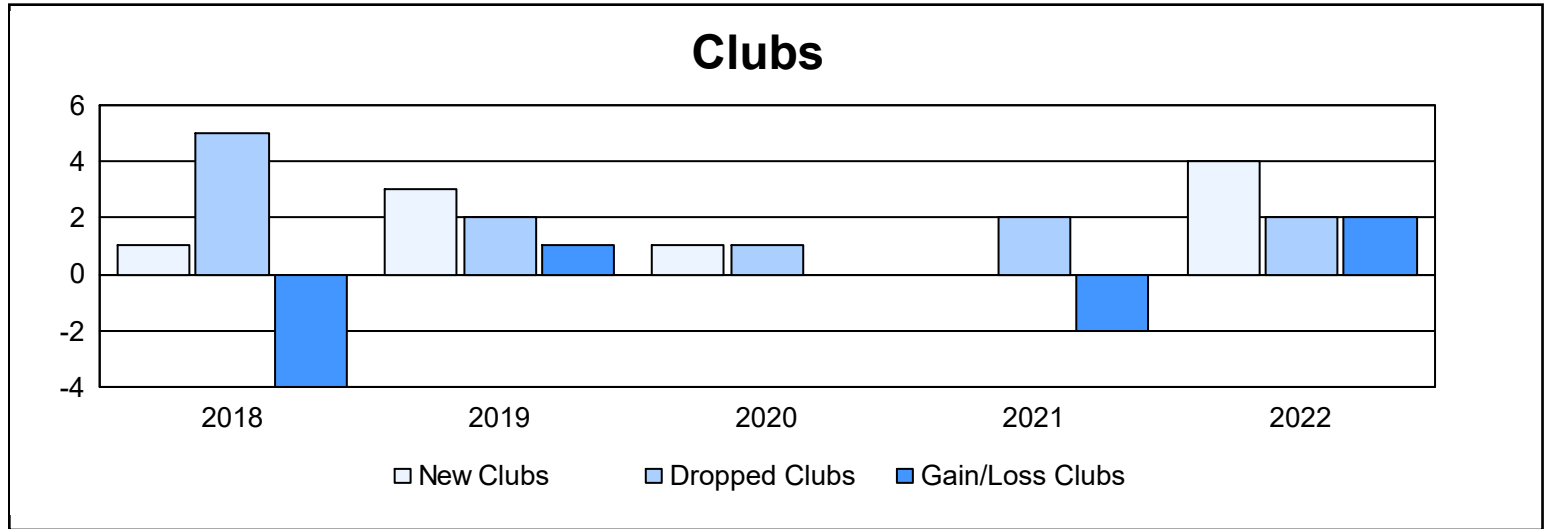
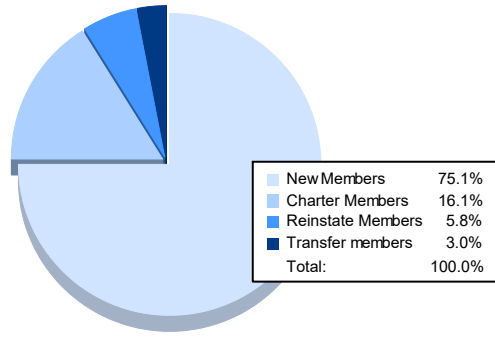


Year	New Clubs	Dropped Clubs	Gain/ Loss Clubs	New Members	Charter Members	Reinstate Members	Transfer Members	Total Member Added	Total Members Dropped	Gain/ Loss Members
2017-2018	1	5	-4	718	61	102	18	899	1,592	-693
2018-2019	3	2	1	641	125	76	33	875	858	17
2019-2020	1	1	0	562	38	65	8	673	776	-103
2020-2021	0	2	-2	720	17	90	31	858	753	105
2021-2022	4	2	2	582	125	45	23	775	841	-66
<b>Average</b>	<b>2</b>	<b>2</b>	<b>-1</b>	<b>645</b>	<b>73</b>	<b>76</b>	<b>23</b>	<b>816</b>	<b>964</b>	<b>-148</b>



### Membership Composition June 2022 Cumulative



### Gender Composition June 2022 Cumulative

